




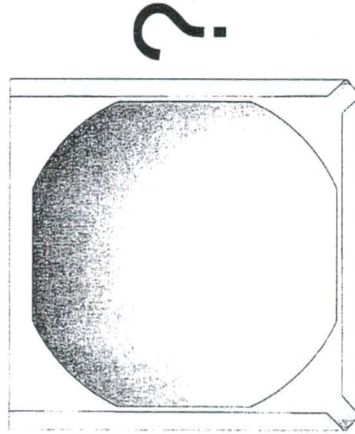
Grid Assembly



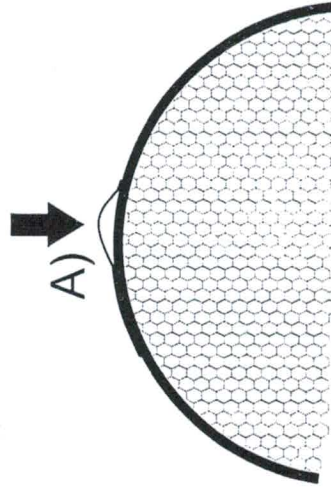


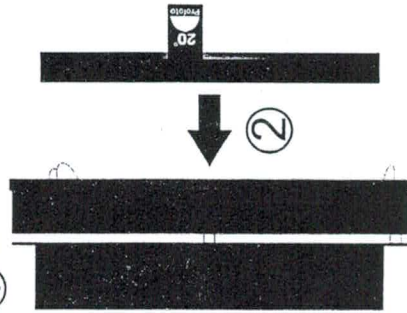
5° grid #10.06.46



10° grid #10.06.05
20° grid #10.06.06



③



- Remove the filter cassette from the grid & filter holder. 1)
- While pressing the tension spring A), insert the chosen grid as illustrated. 2)
- Reinsert the filter cassette (optional) 3)
- The assembly can now be attached to the Zoom reflector. 4)



The Light Shaping Company